

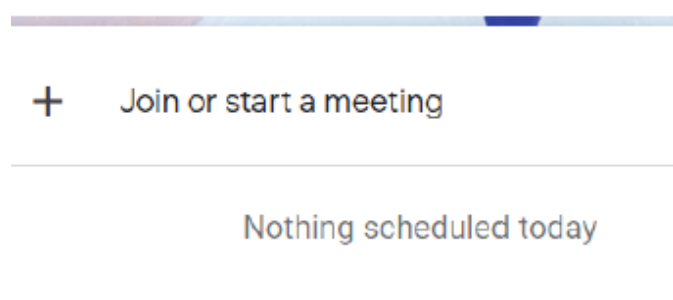

How to use Google Meet

During year group or wider whole school (Tier 4) lockdown, we will move towards teaching and learning using Google Classroom. Children will receive learning on their virtual class spaces and will be expected to complete and 'turn in' their learning so teachers can see how they are doing. In addition to this, there will be a daily 'check in' session using Google Meet. This will be a live session where the class will be able to interact, share learning, receive feedback and take part in class discussions led by their class teacher and teaching assistants.

Steps for how to log into Google Meet:


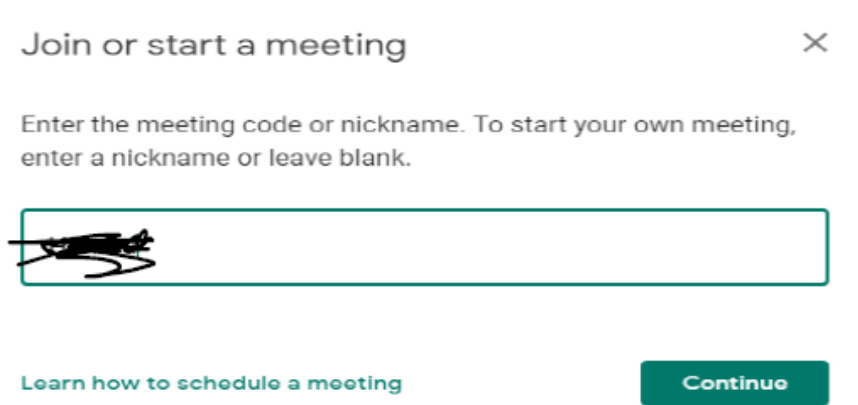
Five minutes before your class Meet time...

- 1) Open up GSuite and then click on the 9 little dots
- 2) Click on the 'Meet' icon and then click on 'Join or start a meeting'



- 3) Type in your class nickname.

All class nicknames follow the structure 'TeachernameClassname' (no spaces) Children will only be able to enter the virtual space once their teacher is present. If you are not allowed in, wait a minute and try again.



- 5) Once in the virtual space, turn on 'Mute' and make sure your camera is on.

