

## Week 8

Dear parents/ carers

Welcome to this week's online learning for reception. We have put all the learning in one document. Let us know if this is easier for you to look at. All the learning is done day by day. You should be able to find a worksheet or idea for an activity in the resources online organised by each day.

We have laid out the activities in a table so that you can have an idea of the sort of routine you might want to work out. Spread the activities out, repeat them as you see fit.

Children in Reception learn best through **PLAY**. It is important that while learning at home they are still provided with opportunities to play and learn through activities they enjoy. Reading and writing is important and there are lots of ideas and activities for the children to practise these skills but keep these sessions short and fun. Where possible link the writing to their interests, e.g. if they like cars they can draw and describe the car and think about where it will go.

Looking forward to seeing you again soon

### Charlie and the reception team

Day	W/b 01.06.2020	Play activities	Phonics (30 mins) Please use RWI website for lessons at times below	High frequency words (5-10 mins)		Maths activities (15 mins)	Book activities (15-30 mins mins) <i>Each Peach Pear Plum</i>
5	Friday 5 June	Hungry caterpillar fruit kebabs	9.30am - Set 1: <b>t</b> 10.00am - Set 2: <b>oo</b>	see	him	Adding with numbers to 20.	Create it!
Weekly Learning Challenge: Paper Aeroplane							

# Minibeasts Play Activity - Friday 5<sup>th</sup> June

This week we will be learning about minibeasts. What minibeasts do you know? Have you ever seen an ant, worm, snail, bee, butterfly or ladybird. These are all minibeasts but there are so many more that you can find out about here: [https://www.youtube.com/watch?v=JuHg5oWF\\_mo](https://www.youtube.com/watch?v=JuHg5oWF_mo)

There are lots of stories about minibeasts too. Do you know any that you could tell?

How about 'The very hungry caterpillar'? - [https://www.youtube.com/watch?v=eXHScpo\\_Vv8](https://www.youtube.com/watch?v=eXHScpo_Vv8)

Or, 'The very busy spider'? - <https://www.youtube.com/watch?v=TfL0g-XRxnA>

## Hungry caterpillar fruit kebabs

In the story 'The very hungry caterpillar' the caterpillar eats lots and lots of different types of fruit.

Today, let's make a fruit kebab using some delicious, healthy fruit. You will need a grown up to help you.



-Choose your fruit

-Cut it into small pieces

-Push the fruit onto a skewer



-See if you can make a pattern and enjoy eating your delicious fruit kebab.

**To make it more challenging;** Use the fruit to make a hungry caterpillar picture.



# Phonics

There are daily lessons for phonics on Ruth Miskin Training on YouTube.

**Set 1 sounds - 9.30am.**

**Set 2 sounds - 10.00am**

Each film is available on YouTube for 24 hour -

[https://www.youtube.com/channel/UCo7fbLgY2oA\\_cFCIg9GdxtQ](https://www.youtube.com/channel/UCo7fbLgY2oA_cFCIg9GdxtQ)


You can see the schedule for the weeks ahead if you click on the link below -

[https://www.ruthmiskin.com/media/filer\\_public/0e/66/0e66c193-f27a-4977-ba8f-78c1bc5d93a5/final\\_schedule\\_june\\_2020.pdf](https://www.ruthmiskin.com/media/filer_public/0e/66/0e66c193-f27a-4977-ba8f-78c1bc5d93a5/final_schedule_june_2020.pdf)

Today's sounds are:

Set 1	Set 2
t	oo – poo at the zoo

If you don't have access to YouTube find objects in your house that begin with the sound or have the sound in them.



t – t – t – t - t - tower



Down the tower, across the tower

t – o – p top

t – i – p tip

m – a – t mat

a – t at



oo – poo at the zoo

z – oo zoo

t – oo too

m – oo – d mood

p – oo – l pool

m – oo – n moon

## High Frequency Words – Day 5

Children who know all Reception words should read **Year 1** words!  
Learn one of these words each day! No longer than **10/15 minutes!**

**Make it fun!**

Write them onto paper and cut them up. **Hide them around your home.**

<b>Reception</b> High Frequency Words	<b>Year 1</b> High Frequency Words
big	her
for	one
went	make
mum	have
see	him

Ask your child to find certain words and bring them back to you.

**Play HFW Bingo!** Write down some of the words onto a bingo grid and then read out the words. Can they find them?

<b>I</b>	<b>up</b>
<b>we</b>	<b>the</b>
<b>it</b>	<b>go</b>

Get your child to be the bingo caller and read out the words!

**Look for and match HFWs in books!**

# Friday 5<sup>th</sup> June Adding with numbers to 20


## Maths Challenge Cards

The maths challenge cards are short activity ideas that can fit into your day and will help your child see maths as fun.


You can repeat each activity as many times as your child wants to. Feel free to change the ideas to suit your child's interests, what you have in your house and their current level of development. If your child wants to represent their thinking on paper let them do so in their own way. For example they might not want to write numbers, but they might want to draw to communicate their mathematical thinking.

We encourage you to share any ideas you have for maths challenges so that our collection of cards can grow and we can learn from one another.

Listen to the VERY BUSY SPIDER book here:



<https://www.youtube.com/watch?v=TfL0g-XRxnA>



### Spider Stories

The very busy spider is so busy making her web. Sometimes she tells stories about her flies and how many she eats. Can you help us see if her stories are correct?

## Spot the mistake!!



The spider caught 7 flies. Then she caught 3 more. Now she has 11 flies.

Is that CORRECT?



The spider caught 6 flies. Then he caught 5 more. Now he has 9 flies.

Is that CORRECT?



The spider caught 8 flies. Then she caught 2 more. Now she has 10 flies.

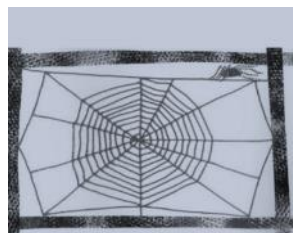
Is that CORRECT?



The spider caught 10 flies. Then he caught 4 more. Now he has 15 flies.

Is that CORRECT?

## CHALLENGE:




### Talking Together

Spot the mistake  
Can you make up your own spider stories to show the spider how to tell them correctly? Challenge your grown ups. Could you extend this to 2 webs?

# Book Activities – Create it!

This week our book of the week is Each Peach Pear Plum by Janet and Allan Ahlberg

It's all about a range of nursery rhyme and traditional tales characters who we meet in a number of different situations. It all ends with a lovely plum pie for everyone!



What do you think will happen in this book? Which characters do you think we will meet?

Today let's create the story ourselves

Why don't you get draw a picture of each character and hide them around the house. Then get someone to play 'I Spy' with you and see if they can find each character!

Read through the story or listen to the video on YouTube.

<https://www.bing.com/videos/search?q=Each+Peach+Pear+Plum+Youtube&docid=608028705863896231&mid=6E9180732B0D7114EAAA6E9180732B0D7114EAAA&view=detail&FORM=VIRE>

Or watch **Charlie** telling the story on the website!