

Week 12

Dear parents/ carers

Welcome to this week's online learning for reception. We have put all the learning in one document. Let us know if this is easier for you to look at. All the learning is done day by day. You should be able to find a worksheet or idea for an activity in the resources online organised by each day.

We have laid out the activities in a table so that you can have an idea of the sort of routine you might want to work out. Spread the activities out, repeat them as you see fit.

Children in Reception learn best through **PLAY**. It is important that while learning at home they are still provided with opportunities to play and learn through activities they enjoy. Reading and writing is important and there are lots of ideas and activities for the children to practise these skills but keep these sessions short and fun. Where possible link the writing to their interests, e.g. if they like cars they can draw and describe the car and think about where it will go.

Looking forward to seeing you again soon

Charlie and the reception team

Day	W/b 29.06.2020	Play activities	Phonics (30 mins) Please use RWI website for lessons at times below	High frequency words (5-10 mins)		Maths activities (15 mins)	Book activities (15 mins)
4	Thursday 02 July	What's the time Mr Wolf?	9.30am - Set 1: z	by	back	Number bonds to 10 - continued	Imagine it
			10.00am - Set 2: oy				
Weekly Learning Challenge: Make a shaker with me.							

The Three Little Pigs play activity – Thursday 2nd July

This week we will be exploring the story The Three Little Pigs. Make sure you listen to Charlie reading the story on the school website. Remember, try to do a fun play activity each day that will help develop your gross motor skills (big movements) and fine motor skills (small movements). All these things will help us become confident writers.

What's the time Mr Wolf?

Here is a game you can play with your family. It is a great game to play in the park or in a garden.

Rules

1. Find a space to play the game and choose one person to be the wolf.
2. The wolf stands with their back to everyone else.
3. Everyone else stands about 20 paces behind the wolf in a line.
4. Everyone shouts **'What' the time Mr Wolf?'**
5. The wolf chooses a time between 1 o'clock and 12 o'clock and turns to tell everyone eg: **'It's 4 o'clock'**.
6. Everybody takes that many steps towards the wolf and the freezes where they are.
7. Shout again **'What's the time Mr Wolf?'** and take that many steps
8. When the wolf is ready he answers the question by shouting **'It's dinner time!'** and chases everyone until they catch someone.
9. Whoever is caught is the wolf on the next go.



Phonics

There are daily lessons for phonics on Ruth Miskin Training on YouTube.

Set 1 sounds - 9.30am.

Set 2 sounds - 10.00am

Each film is available on YouTube for 24 hour -

https://www.youtube.com/channel/UCo7fbLgY2oA_cFCI9GdxtQ

You can see the schedule for the weeks ahead if you click on the link below -

https://www.ruthmiskin.com/media/filer_public/1b/7d/1b7df13e-4381-4bb5-866b-ac0549394947/ss_after_easter1.pdf

Today's sounds are:

Set 1	Set 2
z	oy – toy for a boy

If you don't have access to YouTube find objects in your house that begin with the sound or have the sound in them.



Stretch: zzzzip
Handwrite: Zig-zag-zig

zzzzzzzip


Write – zig-zag-zig

z – i – p

zip

z – a – g

zag



toy for a boy
2. toy, boy, enjoy

oy – toy for a boy

t – oy

toy

b – oy

boy

e – n – j – oy

enjoy

High Frequency Words – Day 4

Children who know all Reception words should read **Year 1** words!
Learn one of these words each day! No longer than **10/15 minutes!**

Make it fun!

Year 1 High Frequency Words	Year 1 High Frequency Words
an	take
has	than
if	much
by	back

Write them onto paper and cut them up. **Hide them around your home.**
Ask your child to find certain words and bring them back to you.

Play HFW Bingo! Write down some of the words onto a bingo grid and then **read** out the words. Can they find them?

I	up
we	the
it	go

Get your child to be the bingo caller and read out the words!

Look for and match HFWs in books!

Thursday 2nd July Number bonds to 10

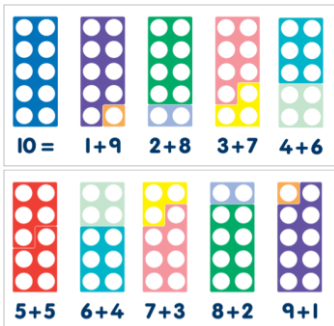
Dear parents and carers,

Over the next 4 weeks we will be recapping on what we have already learnt in maths this year. This means that the online maths homework will include activities which you might have already done with your child. This will allow the children to consolidate their learning and slowly prepare for the maths expectations in Year 1. We will focus on securing knowledge of numbers 0-20 as well as enabling the children to learn to work more independently without adult support as much as possible. This is part of their transition and preparation for Year 1.

Investigating number combinations within 20

Recap on your counting skills here:



<https://classroom.thenational.academy/lessons/investigating-number-combinations-within-20/activities/1>



We will continue to practise our number bonds!

Number bonds to 10 are pairs of numbers that, when added together, give the **number 10**. They can also be called '**number pairs**' or '**number partners**'. Examples are 1 & 9, 7 & 3 and 5 & 5.

What can you use at home to make number bonds to 10?



Watch Numberblocks NUMBER BONDS here:

<https://www.bbc.co.uk/iplayer/episode/b08phr1g/numberblocks-series-2-ten>



Here you can practise number bonds to 10 using TEN FRAMES.

<http://www.ictgames.com/mobilePage/tenFrame/index.html>

